

SOCIODEMOGRAPHIC CHARACTERISTICS OF THE CARABINEROS AND CANINE GUIDES AND THE STRATEGIES FOR THE MANAGEMENT OF ANIMAL WELFARE IN THE NATIONAL POLICE

Siberman Carvajal Romero

Escuela Nacional de Carabineros “Alfonso
López Pumarejo” – ESCAR
<https://orcid.org/0000-0002-2448-6637>

Jhon Alexander Sanabria Camacho

Escuela de Equitación Policial “Coronel Luis
Augusto Tello”
<https://orcid.org/0000-0003-2077-8250>

Jairo Rojas Ángel

Escuela Nacional de Carabineros “Alfonso
López Pumarejo”
<https://orcid.org/0000-0002-7851-9617>

Johemir Jesús Pérez Pertuz

Escuela de Equitación Policial “Coronel Luis
Augusto Tello”
<https://orcid.org/0000-0002-5094-0530>

All content in this magazine is licensed under a Creative Commons Attribution License. Attribution-Non-Commercial-Non-Derivatives 4.0 International (CC BY-NC-ND 4.0).



Abstract: This article presents the identification of the socio-demographic characteristics of the Carabineros and Canine Guides and the strategies that are implemented to guarantee the management of animal well-being, both canines and horses, from the roles of the caregivers who are in charge of this work. This made it possible to take actions that allow updating and qualifying these management skills, as well as the individualization of the peculiarities of those who assume said responsibility, to achieve a quality of life for the animals that provide a service to the Police community of Colombia. This research is descriptive, since it allowed the researchers to identify the sociodemographic characteristics of the police, based on the application of a closed survey to 461 uniformed officers who made up the research sample. Evidenced in its results the importance of directing the activities that allow, broadly comply with this sector.

Keywords: Prevention, animal welfare, police, canine guides.

INTRODUCTION

This article shows scientific information that ensures that animals are conscious beings, that they feel pain, anxiety, fear, fatigue, frustrations, emotions such as joy, boredom, depression and other emotional or mental states that can cause suffering; In addition, they are aware of their surroundings and are capable of suffering. This knowledge forces those responsible for these animals to offer them living conditions in accordance with their needs to ensure their well-being. (Aluja, 2011).

The coexistence between pets and humans provides mutual well-being and benefits. Research has shown that having pets positively influences physical health, such as reducing blood pressure, as well as heart and respiratory rates, and also has a positive impact on socio-

emotional health (Hugues et al., 2013). However, non-responsible possession of these animals leads to public health problems, such as the spread of zoonotic diseases, environmental contamination by feces and dispersion of garbage, accidents due to bites or scratches and traffic accidents, among others (Varas et al., 2006 and León D, Panta S, Yarlequé C, Falcón N. 2013).

Currently, due to the various conditions that exist in Colombia that limit the acquisition of animals for profit, the necessary conditions are being created for these species, which are domesticated mainly to serve as companion and work animals, to achieve a state of well-being. This progressive interest has transcended various disciplines, within which the need to protect these sentient beings has achieved important advances. The uncontrolled growth of dogs and cats causes a negative impact on public health in developing countries. In addition to the public health problem, socioeconomic, political and animal welfare problems are associated (Downes M, Canty MJ & More SJ, et al., 2009).

The National Police of Colombia has an intelligent presence that works with various police forces and is committed to the coexistence and security of its citizens throughout the country.

In this sense, it is important to ensure the health status and health of large populations of dogs and horses in the different police forces. (National Police, 2013).

On the other hand, the investigation allowed us to verify that, in recent years, the institution has tried to develop procedures in care and well-being, however, lack of knowledge has been evident in some members or units, in relation to the degree of well-being in which they live., these animals develop and die (Massei & Miller, 2013), and this lack of knowledge generates misinformation at the institutional level and in different contexts.

Next, the document will refer to topics related to animal rights, the role of police officers, and animal care and welfare strategies, which will be addressed with the specific title for analysis and reflection based on the investigative inquiry.

ANIMALS RIGHTS

When talking about animal rights (AD), reference is made to one of several theoretical approaches that have specified the generic notion called animal protection, which assumes the rights of non-human animals (ANH) as beings that have value in themselves. itself and said value is independent of the instrumental value that humans may assign to it. (Francione 1996; Regan, 2004). Another theoretical approach to animal protection, opposite to (DA), is known as welfarism, in which it is assumed that ANH can be used or exploited, but proposes that they be treated humanely by assuming that they are sentient beings (González-Cortés, 2020).

From another perspective, Izarra-Navarro (2006) maintains that different ecological currents have been developed with the purpose of protecting and preserving nature. Among these ecological currents, utilitarian ecology and deep ecology stand out as they seek to make nature and animals subjects of rights. In this sense, utilitarian ecology, mainly represented by the animal liberation movement, attempts to attribute moral meaning to ANH beings and establishes that all beings capable of feeling pleasure and pain will be subjects of law, which implies that animals are included in the sphere of morality (Ferry, 1994).

As for the deep ecology current, it is a current that seeks to vindicate the right of nature, including its vegetal and mineral form Izarra-Navarro (2006). It supposes a critical and radical revision of humanism (Jonas, 1995), by rejecting the supremacy of the

human subject and seeking the replacement of the social contract with a natural contract, this way, it considers nature as a subject and attributes to it an intrinsic value. Other theoretical approaches that must be considered correspond to the field of animal ethics; there is a phenomenon that some authors have called “extensionalism” (Aaltola and Hadley, 2015). It is simply the extension of ethical theories, through the adaptation of some of their concepts and principles, to the case of non-human animals. (Pezzetta, 2018).

In this order, today there is a set of perspectives on animal ethics that reproduce what happens in philosophy and thus all the currents dealing with the topic can be observed: utilitarianism, deontologism, contractualism, critical theories, feminism, communitarianism, neo-Aristotelianism. (Dorado and Horta, 2014). Furthermore, many other disciplines are producing new knowledge about ANH, which had been completely forgotten or considered mere instruments. These disciplines, such as ethology or biology, are now beginning to take them into account or reconsider what they had held about them. (Pezzetta, 2018).

Additionally, in the literature on this topic, it cannot be overlooked for a better understanding and measurement of Animal Welfare, the development of the concept of the “Five Freedoms of Animal Welfare” were originally postulated by the World Society for the Protection of Animals (WSPA, 2002) and subsequently adopted by both the World Society for the Protection of Animals and the International Organization for Animal Health (OIE), where it states, among other things, that “there is a critical relationship between the health of animals and their well-being, and that [...] the use of animals entails the ethical responsibility to ensure their well-being to the greatest extent possible” (OIE 2007.p. 415).

The Five Freedoms indicate that, for an

animal to be in a complete state of well-being, it must be ensured that it can: live free from hunger and thirst, live free from pain and disease, live free from fear and distress, live free from discomfort and live free.

CARABINERO ROLE

The role of the Carabineros in Colombia includes providing mounted, ordinary and extraordinary police services in coordination with other specialties, to improve the security and protection conditions of citizens. Their fundamental function is also the maintenance of public order and crime prevention, among other tasks defined by the Law and institutional policies. It is important to highlight that the legal framework establishes the limits and scope of the functions of the Carabineros and the way in which they must be exercised to fully fulfill their role.

The function of the Carabineros is to develop preventive and dissuasive activities through proactive and social actions, using the equine livestock as a means of locomotion, it also seeks to improve the conditions of coexistence and security of the inhabitants in the fulfillment of the institutional mission (National Police, 2023).

Finally, its mission is to direct the Rural Police service in the national territory, especially in consolidation zones, natural parks, reserve areas, productive and border areas, through the development of protection strategies, plans, programs, actions. preventive, dissuasive, crime control, behaviors contrary to coexistence and citizen education, which contribute to guaranteeing coexistence and rural security (National Police, 2023).

ANIMAL WELFARE

For some years now, the well-being of animals, both companion and production, work, sport, entertainment, wildlife, zoos and those used in experimentation and teaching, has become a highly discussed topic in important groups of citizens, among Veterinarians, Zootechnicians, Agricultural Engineers and in government settings, in many countries, with national and international repercussions. (Rollin 1995)

There are various definitions in relation to animal welfare, as proposed by Broom DM (2011) from a scientific approach. However, some others are highlighted below: "An individual's well-being is his state in relation to his attempts to cope with the environment" (Broom, 1986). On the other hand, Hughes, in 1976, defined: "Well-being is the state of complete physical and mental health where the animal is in harmony with its environment" (p.12).

Likewise, Duncan (1996) emphasizes that for an animal to be in a state of well-being, not only its physiological needs must be considered, but primarily its feelings. He explains that feeling is a specific activity of the sensory system, which the animal is aware of, and postulates that well-being depends on what animals feel.

According to the World Organization for Animal Health (OIE), the term Animal welfare designates the way in which an animal faces the conditions of its environment; therefore, an animal in good conditions of welfare is healthy, comfortable, well-fed. In safety, it can express innate forms of behavior, without suffering unpleasant sensations of pain, fear or restlessness (OIE, 2009).

Mc Millan in 2002 emphasized the importance of mental health within the concept of well-being or quality of life and assured that physical well-being is only one part of a set of factors necessary for an effective animal

care program. From the previous definitions, it can be stated that, given their content, it is necessary to address them, from a scientific approach, given the processes involved, in each of these definitions, and for the purposes of this research it will be assumed for the one defined by the (OIE).

ANIMAL CARE AND WELFARE STRATEGIES

It is important to mention that the National Police uses two species of animals (equine-canine) to support the police service, which must be understood differently; From a missionary point of view, the equine is a means of transportation and the canine is a support to prevent and control actions that put public safety at risk, the National Police of Colombia has strengthened the mechanisms aimed at animal welfare and protection, (Ministry of National Defense, 2019). There, breeds to be used, selection mechanisms, training, maintenance infrastructure, health plan, nutritional plan and work times are determined.

On the other hand, the Guide for the provision of service with the support of canines establishes the mechanisms to prevent accidents or reduce the risks associated with the use of canines in police activities. These mechanisms include, for example, adequate transportation., the provision of elements such as collars, leashes, toys, hydration and safety measures with the canine. (National Police of Colombia, 2019).

Likewise, there are protocols and procedures for the administration of equine and canine livestock of the national police and operational aspects, which include the transportation of equine livestock, animal health programs, nutrition and veterinary medical management. Additionally, information is included on the maintenance, preventive and corrective health of the

facilities of police officers and guides of the National Police. Daily maintenance covers the aspects of the mangers, automatic waterers or containers for drinking water, corridors and floors; biweekly maintenance, includes warehouses, artificial lighting; Semi-annual and annual maintenance is directed to the stables or manger pavilions.

While, in the case of canines, daily maintenance covers the kennel or kennel, automatic waterers, pacifiers or containers for drinking water and hallways; Weekly maintenance covers the kennel or kennel and biweekly maintenance, the warehouses and artificial lighting. (National, National Police, 2019).

METHOD

This document corresponds to a descriptive article, defined as the study of describing events, seeking to specify the important properties of people, groups or communities or any other phenomenon that is subject to observation (Hernández, et al., 2003); with a quantitative approach that aims to collect numerical data from the sample that was made up of (486) subjects, of which 25 did not accept the data processing, so it was not possible to obtain their responses, leaving, finally, a sample of 461 subjects.

A total of 64% of the responses correspond to police officers (295 participants) and 36% to canine guides (166). Regarding gender, 395 responses correspond to people of the male gender (85.7%) and 66 (14.3%) to the female gender. Finally, the field work was carried out through a survey using the tool digital Google Forms.

RESULTS

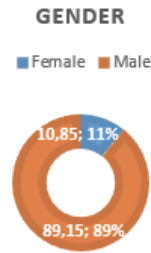
Considering that the objective of the study was to identify the socio-demographic characteristics of the Carabineros and Canine Guides and the strategies used by them to manage animal welfare. The research was developed through the use of the statistical package IBM SPSS version 23. For qualitative variables, absolute and relative frequencies were taken into account and in some variables the information is presented in graphic form. The quantitative variables were analyzed through descriptive statistics such as the mean, standard deviation, minimum, maximum and shape measures such as skewness and kurtosis.

On the other hand, the results are presented in the following order, according to the dependent and independent analysis variables within each of the groups: the police are mentioned in the following tables and figures. Likewise, they were distributed according to the following aspects: personal, family, personal academic information, identification data and indicators of work as a caregiver. Furthermore, the information is presented in two sections, firstly, those that refer to Carabineros are presented in tables and figures.

VARIABLE I: PERSONAL INFORMATION

The age of the police officers is 34.7 ± 4.88 years, with results found between 24 and 54 years. There is a trend towards the average within the institution.

As in the total sample, among the police participants, responses from male subjects predominate with 89.2%.



Graph 1: Distribution by gender of Carabineros group

As in the total sample, among the police participants, responses from male subjects predominate with 89.2%.

	Frequency	Percentage
Married	109	37.0
Divorced	1	,3
Single	78	26.4
Free Union	107	36.3
Total	295	100.0

Table 2: Distribution by Civil Status of Carabineros group

The distribution by marital status is presented in the following table. Married and cohabiting people predominate with percentages of 37% and 36.3% respectively. Single people are represented at 26.4%.

VARIABLE II: FAMILY INFORMATION

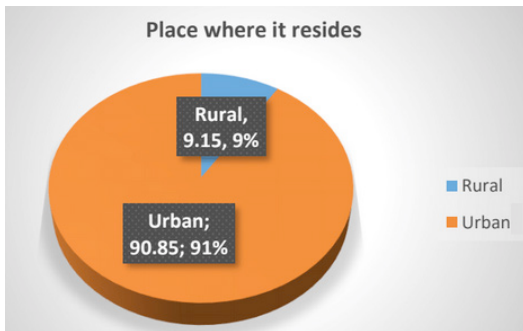
Within the Carabineros group, the largest number of participants correspond to the regional Antioquia, Córdoba, Chocó and Urabá (26.5%), followed by Atlántico, Bolívar, Magdalena, Sucre, Cesar and La Guajira (20%) and by Boyacá, Cundinamarca, Amazonas and San Andrés and Providencia with (16.6%). The lowest participation (3.7%) was recorded in Santander, Norte de Santander, Arauca, Magdalena Medio and in Risaralda, Caldas and Quindío with 11 participants. The majority of police officers reside in urban areas (90.85%).

	Minimum	Maximum	Half	Deviation. Standard	Asymmetry	Kurtosis
Age	24	54	34.70	4,882	,450	.430

Table 1: Descriptives; Age group; carabinieri

	Frequency	Percentage
Antioquia, Córdoba, Chocó and Urabá	78	26.5
Atlántico, Bolívar, Magdalena, Sucre, Cesar and La Guajira	59	20.0
Boyacá, Cundinamarca, Amazonas and San Andrés and Providencia	49	16.6
Meta, Casanare, Guaviare, Vichada and Vaupés	20	6.8
La Sabana Metropolitan Police Region (REMSA)	12	4.1
Risaralda, Caldas and Quindío	11	3.7
Santander, Norte de Santander, Arauca, Magdalena Medio	11	3.7
Tolima, Huila, Caquetá and Putumayo	37	12.5
Valle del Cauca, Nariño and Cauca	18	6.1
Total	295	100.0

Table 3: Distribution by Region Carabinieri group



Graph 2: Distribution by place of residence, carabinieri group

VARIABLE III. PERSONAL ACADEMIC INFORMATION

A total of 45.4% of the police are technical high school graduates, 43.1% stated that they are classical high school students, only 1.4% are normal students.

	Frequency	Percentage
Classic or academic	127	43.1
Commercial	12	4.1
Agricultural	11	3.7
Normalist	4	1.4
Other	7	2.4
Technical	134	45.4
Total	295	100.0

Table 5: Distribution Type of high school, carabinieri group

The following table shows the distribution by stratum. The participants who stated that they belonged to stratum 2 (45.7%) predominated, followed by stratum 3 (36.3%).

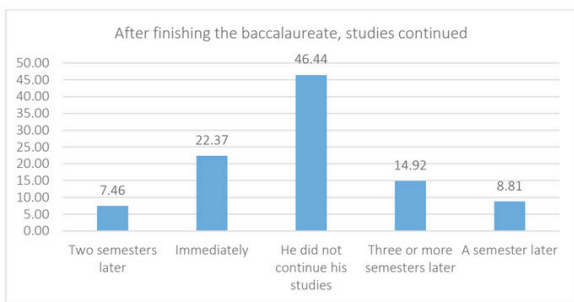
	Frequency	Percentage
Stratum 1	44	14.9
Stratum 2	135	45.7
Stratum 3	107	36.3
Stratum 4	9	3.1
Total	295	100.0

Table 4: Distribution by Stratum, carabinieri group

	Frequency	Percentage
Private	43	14.6
Public	252	85.4
Total	295	100.0

Table 6: Distribution Type of institution where he completed his baccalaureate, carabinieri group

The percentage of police officers who completed their high school degree in a public institution prevails (85.4%).



Graph 3: Distribution of completion of studies, carabineros group

A total of 46.4% of the police stated that once they finished high school they did not continue their studies, 22.4% continued them immediately while 14.9% began them three semesters later.

	Frequency	Percentage
He got a job and it did not allow him to study	74	25.1
I was undecided about what I wanted to study.	10	3.4
I had thought about not continuing studying	4	1.4
He tried to enter an educational institution and did not pass	15	5.1
Not applicable	116	39.3
Another reason	76	25.7
Total	295	100.0

Table 7: Distribution Reason why studies were not continued immediately, police group

The main reason why police officers report not having continued their studies is to find a job (25.1%), 25.7% had other reasons why they could not continue their studies.

	Frequency	Percentage
In my family there are people with this Profession	48	16.3
Ease of entry	4	1.4
Family influences	19	6.4
Another reason	51	17.3
Social prestige	3	1.0
I have always been interested in this option.	170	57.6
Total	295	100.0

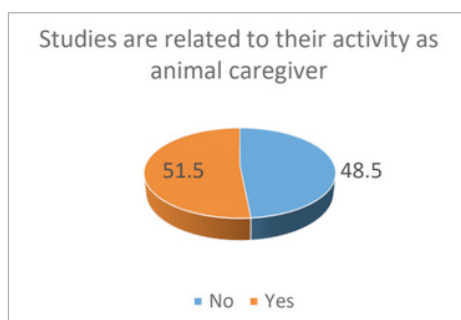
Table 8: Distribution Reason why you chose the police profession, carabineros group

A total of 57.6% of the participating police officers stated that they have always had an interest in being police professionals, which is why they became part of the institution.

	Frequency	Percentage
Baccalaureate	64	21.7
Specialization	8	2.7
master's degree	1	,3
Undergraduate	9	3.1
Technical	192	65.1
Technologist	21	7.1
Total	295	100.0

Table 9: Distribution Highest educational level, carabineros group

A total of 65.1% of the police reported that their highest educational level was technical, followed by 21.7% who stated they had a high school degree. At the undergraduate level it is 3.1% and with some type of Post graduation degree it is 3%.



Graph 4: Distribution of studies with the activity of caregiver, police group

A total of 51.5% of police officers relate the studies they have carried out with their activity as animal caretakers.

	Frequency	Percentage
No	238	80.7
Yes	57	19.3
Total	295	100.0

Table 10: Distribution Currently studying the Carabineros group.

Only 19.3% of participating police officers are currently studying.

VARIABLE IV. IDENTIFICATION DATA

	Frequency	Percentage
Executive Level Command	128	43.4
Official	8	2.7
Patrol officers	159	53.9
Total	295	100.0

Table 11: Current rank distribution in the National Police, carabineros group

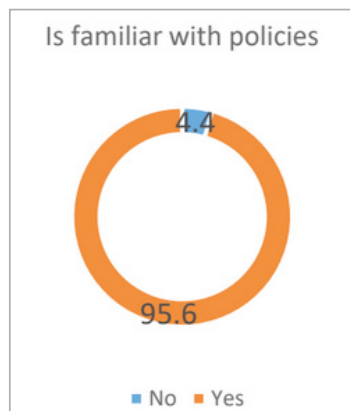
A total of 53.9% of the participating police officers are patrol officers, 43.4% have executive level command and 2.7% are officers.

On average, police officers have 7.68 ± 4.91 years of experience as police officers with values between 1 month and 27 years. They handle between 1 and 122 horses with an average of 5.90 ± 15.3 , they dedicate an average of 7.52 ± 7.26 hours a day to their role as caretakers. The time they have been working as police officers is on average 7.45 ± 4.82 years. All of these variables except the number of horses in charge have a tendency towards the mean. In the case of the number of horses in charge, it tends to present values below the average.

	Frequency	Percentage
No	56	19.0
Yes	239	81.0
Total	295	100.0

Table 13: Distribution has received specific training on his work as a caregiver, police group.

A total of 81% of the police reported having received training for their work as caregivers. Regarding the question if you are familiar with the current policies and regulations regarding animal protection and welfare, within the National Police 95.6% responded affirmatively.



Graph 5: Distribution of familiarity with policies, carabineros group

When asked if they consider that the training on animal welfare, received during police training, is sufficient to guarantee adequate treatment of animals, 78% of police participants respond affirmatively.

	Frequency	Percentage
No	65	22.0
Yes	230	78.0
Total	295	100.0

Table 14: Distribution The training on animal welfare, received during their police training, is sufficient to guarantee adequate treatment of animals, carabineros group.

	Minimum	Maximum	Half	Standard deviation	Asymmetry	Kurtosis
Experience in years as a Carabiniro or Canine Guide in the National Police	.08	27.00	7.68	4.91	.72	.51
Number of horses or canines currently in your care	1	122	5.90	15.30	5.52	34.98
Number of hours that are dedicated per day in your role as caregiver	1	24	7.52	7.26	1.33	0.67
For years he has been working as a Carabiniro or Canine Guide in the National Police	.08	27.00	7.45	4.82	.77	.61

Table 12: Descriptive Analysis, carabineros group

Affirmation	Never	Sometimes	Almost always	Always
During animal care work, short hours apply.	43 (14.6%)	118 (40%)	77 (26.1%)	57 (19.3%)
The schedules regarding the handling of the canine or equine are met.	23 (7.8%)	60 (20.3%)	102 (34.6%)	110 (37.3%)
It is provided exercise time for the equine or canine.	25 (8.5%)	69 (23.4%)	103 (34.9%)	98 (33.2%)
It is offered the canine or equine time to rest.	15 (5.1%)	23 (7.8%)	112 (38%)	145 (49.1%)
It is in compliance with the appropriate harness and elements of horses and canines respectively.	18 (6.1%)	32 (10.8%)	109 (37.0%)	136 (46.1%)
There is a huaca or manger for rest at the workplace	33 (11.2%)	25 (8.5%)	90 (30.5%)	147 (49.8%)
It is provided a balanced diet adapted to the needs of the equine or canine.	16 (5.5%)	13 (4.4%)	111 (37.6%)	155 (52.5%)
It is in compliance with the food supply schedules to the livestock.	12 (4.1%)	10 (3.4%)	117 (39.7%)	156 (52.8%)
It is kept the living area of the equine or canine clean and tidy	10 (3.4%)	14 (4.7%)	108 (36.6%)	163 (55.3%)
The regulations regarding the handling of canine or equine are complied with.	16 (5.4%)	22 (7.5%)	112 (38%)	145 (49.2%)
It is in compliance with the referral of horses and canines for veterinary medical evaluation and treatment, according to the protocols established for this purpose.	13 (4.4%)	16 (5.4%)	111 (37.7%)	155 (52.5%)
It is in compliance with the established protocol for the transport of horses and canines.	21 (7.1%)	22 (7.5%)	99 (33.6%)	153 (51.8%)

Table 15: Distribution indicators (part 1). carabineros group

Source: own elaboration, 2023.

Affirmation	It doesn't	Diary	Weekly	Monthly	Annual
Perform maintenance of the manger or kennel	26 (8.8%)	213 (72.2%)	46 (15.6%)	3 (1.0%)	7 (2.4%)
Clean hallways and floors	25 (8.5%)	225 (76.2%)	34 (11.5%)	2 (0.7%)	9 (3.1%)
Carry out control of artificial lighting by cleaning the bulbs	43 (14.6%)	145 (49.1%)	82 (27.8%)	15 (5.1%)	10 (3.4%)
Clean the stables or manger pavilions	30 (10.2%)	214 (72.5%)	40 (13.6%)	3 (1.0%)	8 (2.7%)
Clean the paw wash	30 (10.2%)	203 (68.8%)	51 (17.3%)	3 (1.0%)	8 (2.7%)
Check the condition of the drinkers	16 (5.4%)	237 (80.4%)	32 (10.8%)	2 (0.7%)	8 (2.7%)
Clean the drinking fountains	17 (5.8%)	224 (75.9%)	44 (14.9%)	2 (0.7%)	8 (2.7%)
Clean the feeders	16 (5.4%)	231 (78.3%)	38 (12.9%)	2 (0.7%)	8 (2.7%)
Carry out garbage removal for proper waste management	15 (5.1%)	222 (75.3%)	47 (15.9%)	3 (1.0%)	8 (2.7%)
Check the amount of water in the wells	18 (6.1%)	237 (80.3%)	30 (10.2%)	2 (0.7%)	8 (2.7%)
Check food inventory	38 (12.9%)	191 (64.7%)	55 (18.6%)	2 (0.7%)	9 (3.1%)
Review the place where the equine or canine is kept	16 (5.4%)	235 (79.7%)	33 (11.2%)	1 (0.3%)	10 (3.4%)
Carry out retraining of equines and canines	45 (15.3%)	159 (53.9%)	69 (23.4%)	13 (4.4%)	9 (3.0%)

Check the health status of the canine or equine	18 (6.1%)	231 (78.4%)	36 (12.2%)	1 (0.3%)	9 (3.0%)
Implement relaxation techniques for the equine or canine	35 (11.9%)	175 (59.3%)	73 (24.7%)	2 (0.7%)	10 (3.4%)
Review the canine or equine health plan	35 (11.9%)	159 (53.9%)	80 (27.1%)	11 (3.7%)	10 (3.4%)
Support the treatments proposed by the veterinarian	32 (10.8%)	197 (66.9%)	54 (18.3%)	3 (1.0%)	9 (3.0%)
Carry out pest control activities	31 (10.5%)	143 (48.5%)	95 (32.2%)	16 (5.4%)	10 (3.4%)
Supported the control of external parasites of livestock	29 (9.8%)	149 (50.5%)	86 (29.2%)	21 (7.1%)	10 (3.4%)
Support the control of internal parasites of livestock	34 (11.5%)	141 (47.8%)	82 (27.8%)	25 (8.5%)	13 (4.4%)
Make a report to the veterinarian	36 (12.2%)	178 (60.4%)	60 (20.3%)	10 (3.4%)	11 (3.7%)
Count equines or canines	32 (10.9%)	216 (73.2%)	36 (12.2%)	1 (0.3%)	10 (3.4%)
Verify the entry or exit of horses or canines for service or training tasks.	35 (11.9%)	209 (70.8%)	40 (13.6%)	2 (0.7%)	9 (3.0%)
Support the development of environmental activities: taking canines for walks in green spaces and allowing them to develop behaviors typical of the species.	45 (15.3%)	184 (62.3%)	53 (18.0%)	4 (1.4%)	9 (3.0%)
Perform brushing activities for canines or horses	24 (8.2%)	191 (64.7%)	67 (22.7%)	4 (1.4%)	9 (3.0%)
Perform bath activities for canines or horses.	18 (6.1%)	145 (49.1%)	107 (36.3%)	15 (5.1%)	10 (3.4%)
Carry out administrative control of equines and canines, in accordance with the regulations for this purpose.	40 (13.6%)	177 (60.0%)	57 (19.3%)	12 (4.1%)	9 (3.0%)
Make annotations in the minutes or information system for the administration of the animals.	49 (16.7%)	190 (64.4%)	44 (14.9%)	3 (1.0%)	9 (3.0%)
Receive food orders from animals	60 (20.4%)	137 (46.5%)	55 (18.6%)	29 (9.8%)	14 (4.7%)
Make proposals for projection of needs or requirements.	59 (20.0%)	131 (44.4%)	66 (22.4%)	21 (7.1%)	18 (6.1%)

Table 16: Distribution indicators (part 2). Carabin groupEros

Own elaboration, 2023.

VARIABLE V: WORK AS A CAREGIVER

To find out how the work as a caregiver is carried out, a series of statements were proposed to the police officers, in which they had to respond on a Likert Scale with response options never, sometimes, almost always or always, how often they carry out these activities in their daily work. The results are summarized in the following table, which records the number of police officers who respond in each category, as well as the corresponding percentage, which is presented in parentheses:

A total of 40% of police officers report that sometimes short schedules are applied in animal care, followed by 26.1% who respond almost always. Regarding compliance with schedules, 71.9% indicate that these are always or almost always met. 201 carabineros (68.1%) always or almost always provide exercise time

to the horse, this percentage corresponds to the 87.1% referring to offering rest time to the horse. 83.1% of the carabineros reported that they always or almost always comply with the proper harnessing of horses, while 90.3% state that there is a stall for the horse to rest at the workplace.

More than half of the participants report that a balanced diet is provided and adapted to the needs of the equine in their care. Compliance with food supply schedules is always or almost always met with percentages of 52.9% and 39.7% respectively. More than half of the carabineros (55.3%) state that they always keep the equine's living area clean and tidy.

Regarding compliance with regulations related to the management of horses, 87.2% report that they almost always or always comply, while this percentage corresponds to 90.1% in relation to compliance with the referral of horses. to be evaluated or treated by

the veterinarian. The protocol for transport is always fulfilled by 51.8% and almost always by 33.6%. In addition to the previous statements, others were presented related to the care criteria proposed in the regulations, in which the response scale was, does not do it, or does it daily, weekly, monthly or annually.

A total of 72.2% of police officers report maintaining the manger on a daily basis. Cleaning the hallways and floors is done daily by 76.2% of the participants. The control of artificial lighting with the cleaning of the bulbs is carried out daily by 145 (49.1%), weekly by 82 (27.8%), and 14.6% do not do it. The cleaning of the stables is carried out daily by 72.5% of the carabineros, while this percentage corresponds to 68.8% in the washing of the vapatas.

The review of the state of the drinking fountains is carried out daily by 80.4% of the participating police officers, while 75.9% and 78.3% clean the drinking and feeding troughs daily, respectively. Garbage removal is carried out daily by 75.3% and weekly by 15.9%. The amount of water in the wells is reviewed daily according to the response of 80.3% of the police or weekly (10.2%). The food inventory is carried out daily by 191 participants (64.7%), weekly by 55 (18.6%); 12.9% do not. The inspection of the place where the horse is located is carried out daily (79.7%), weekly (11.2%) or not done at all (5.4%).

Retraining of horses is carried out daily by 53.9% of police officers, weekly by 23.4% and not done by 15.3%. The health status is verified daily by 231 police officers (78.3%), it is not done by 6.1% of the participants. Relaxation techniques are carried out daily by 59.3% of police officers, weekly by 24.7% and not carried out by 11.9%. The health plan is reviewed daily (53.9%), weekly (27.1%) and not done at all (11.9%). 66.8% of police officers support the treatments proposed by the veterinarian on a daily basis, while 18.3%

do so on a weekly basis.

Pest control is carried out daily (48.5%), weekly (32.2%), monthly (5.4%) or not at all (10.5%). Support for the control of external parasites is carried out by 50.5% of police officers daily, 29.2% weekly, 7.1% monthly and 9.8% do not do so. These percentages refer to support for external parasites. control of internal parasites correspond to 47.8%, 27.8%, 8.5% and 11.5% respectively. The medical report to the veterinarian is carried out daily (60.4%), weekly (20.3%) or not done at all (12.2%).

The counting of horses is carried out daily by 73.2% of the participants, this percentage corresponds to 70.8% in reference to the Verification of the entry or exit of horses or canines for service or training tasks. 62.3% of the carabineros support the development of environmental activities on a daily basis: taking the canines for a walk in green spaces and allowing them to develop behaviors typical of the species, 18% do so weekly and 15.3% do not. does. The brushing work is carried out daily (64.7%) or weekly (22.7%), on the other hand, bathing the horses is carried out daily by 49.2% of the carabineros or weekly by 36.,3%.

Administrative control of equines and canines is carried out, in accordance with the regulations, for this purpose, 60% of the police officers carry out the administrative control on a daily basis, 19.3% do so weekly, or 13.6% do not do so. 64.4% of police officers make notes in the minutes or information system for the administration of animals on a daily basis, 14.9% do so weekly and 16.7% stated that they do not do so. The food order is received daily by 46.4% of the police officers, weekly (18.6%), monthly by 9.8% and not received by 20.3%. 44.4% of the police officers stated that makes proposals for projection of needs or requirements daily, 22.4% weekly, 20% do not make proposals.

Finally, the carabineros were asked about the frequency with which they carry out the control of the horses' shoeing, 38.6% do it every month, 14.6% every week, 13.9% every fifteen days and 12.5% every month and a half.

REFERENCES

- Aaltola, E. & Hadley, J. (2015). *Animal Ethics and Philosophy*, Rowman and Littlefield International, London.
- Aluja, Aline S. de. (2011). Bienestar animal en la enseñanza de Medicina Veterinaria y Zootecnia: ¿Por qué y para qué? *Veterinaria México*, 42(2), 137-147.
- Broom D.M. (2011). Bienestar animal: conceptos, métodos de estudio e indicadores. *Revista Colombiana de Ciencias Pecuarias*. 24, 306-321
- Dorado, D. & Horta, O. (2014). Cambio de paradigma: un análisis bibliográfico de la literatura reciente en ética animal. *Revista Dilemata*, 6 (15), 103-112.
- Downes M, Canty MJ & More S.J. (2009). Demography of the pet dog and cat population on the island of Ireland and human factors influencing pet ownership. *Preventive Veterinary Medicine*. 92, 140-149.
- Duncan I.J.H. (1996). Animal Welfare defined in terms of feelings. *Acta Agric Scand Sect Animal*. Suppl 27, 29-35
- Francione G. (1996). *Rain without thunder. The ideology of the animal rights movement*. Filadelfia: Temple University Press.
- Ferry L. (1994). *El Nuevo Orden Ecológico. El árbol, el animal y el hombre*. Barcelona-España, Edit. Tusquets.
- Hernández S. C., Fernández C.C & y Baptista P.L. (2003). *Metodología de la Investigación*. México: Mcgraw-Hill.
- Hugues B, Álvarez A, Ledón L, Mendoza M, Castelo L, Domínguez E, et al. (2013). Efectos beneficiosos de los animales de compañía para los pacientes con enfermedades cardiovasculares. *CorSalud* 5: 226-229.
- Hughes, B.O. (1976, 5-11 September). Behaviour as an index of welfare. Pro-ceedings. 5th European Poultry Conference and exhibition. Malta.
- Izarra-Navarro, N. A. (2006). La naturaleza y los animales: la responsabilidad del hombre Cursante de la Maestría en Filosofía y Ciencias Humanas. *EPISTEME*, 26(2), 93-105.
- Jonas H. (1995). *El Principio de Responsabilidad. Ensayo de una ética para la civilización tecnológica*, Barcelona, Empresa Editorial Herder, S.A.
- León D, Panta S, Yarlequé C, Falcón N. (2013). La convivencia con mascotas en zonas periurbanas: Experiencia en Lima- Perú. *Revista de Ciencia Veterinaria*. 29(4): 21-25.
- Massei, G., & Miller, L. A. (2013). Nonsurgical fertility control for managing free-roaming dog populations: a review of products and criteria for field applications. *Theriogenology*, 80(8), 829–838. <https://doi.org/10.1016/j.theriogenology.2013.07.016>
- McMillan F. D. (2002). Development of a mental wellness program for animals. *Journal of the American Veterinary Medical Association*, 220(7), 965–972. <https://doi.org/10.2460/javma.2002.220.965>
- Ministerio de Defensa Nacional, Policía Nacional. (2019). Resolución No. 04935 de 12 diciembre de 2013. Manual Logístico de la Policía Nacional. Bogotá: Policía Nacional de Colombia
- Pezzetta S. (2018). Una teoría del derecho para los animales no humanos. Aportes para la perspectiva interna del Derecho. *Revista de Bioética y Derecho*. 44, 163-177
- Policía Nacional de Colombia. (2020). Guía para la prestación del servicio con el apoyo de caninos. Recuperado 27 de agosto de 2023 de: <https://www.policia.gov.co/especializados/guias-caninos>
- Policía Nacional de Colombia. (2013). Carabineros, comprometidos con la protección y cuidado de los animales silvestres. [Tomado]. <https://www.policia.gov.co/noticia/carabineros-comprometidos-proteccion-y-cuidado-animales-silvestres>
- Varas H, Araneda D, Vergara M, Silva C. (2006). La población canina en la Región Metropolitana y sus efectos sobre la salud de las personas. *Revista Chilena de Salud Pública*. 10, (2): 112-114.
- World Animal Health (OIE). (2010). Information data base (WAHID)-Versión: 1.4. [Internet]. Taken from: <http://www.oie.int/wahis/public.php>
- World Animal Protection (WAP). (2014). World Animal Protection history. Recuperado el 26 de agosto de 2023. <https://www.worldanimalprotection.org/world-animal-protection-history>