

CAPACITY OF REPEATED SPRINTS AND AEROBIC POWER IN SOCCER PLAYERS

Wagner Correia Santos

Mestre em Fisiologia do Exercício pela
Universidade Federal de São Paulo – Escola
Paulista de Medicina - São Paulo - Brasil
<http://lattes.cnpq.br/7600534072212359>

Jose Maria Ferraz Filho

Mestre em Ciências Biomédicas pela
Fundação Herminio Ometto (FHO) - Araras
<http://lattes.cnpq.br/0214536920989558>

Jackson Barsanufu Cardoso

Especialista em Fisiologia do Exercício pela
Universidade Federal de São Paulo – Escola
Paulista de Medicina
Prefeitura Municipal de Indaiatuba –
Secretaria Municipal de Esportes

Milton Salles Garcia

Especialista em Fisiologia do Exercício pela
Universidade Federal de São Paulo – Escola
Paulista de Medicina
Prefeitura Municipal de Indaiatuba –
Secretaria Municipal de Esportes

Daniel Paulino Venâncio

Doutor em Fisiologia Endócrina pela
Universidade Federal de São Paulo – Escola
Paulista de Medicina
Fundação Medicina do ABC
<http://lattes.cnpq.br/0663882198983098>

All content in this magazine is licensed under a Creative Commons Attribution License. Attribution-Non-Commercial-Non-Derivatives 4.0 International (CC BY-NC-ND 4.0).



Abstract: Of the determining factors for the performance of soccer players, the ability to support high-intensity actions followed by or with a short recovery interval are the most demanded in a soccer game. Thus, authors state that such recovery is directly linked to the supply of oxygen supplied to the metabolic systems during the recovery interval, however, little is known about the physiological mechanisms. **Goal:** The aim of this study is to verify the relationship between the ability to maintain speed in high-intensity actions (Capacity for Repeated *Sprints* or CSR) and aerobic power in soccer players. **Methods:** 14 athletes from the under-15 category were evaluated (172,3±5,8 cm; 66,4±8,3 kg) of a club from the A2 series of the Paulista Championship in two field tests, one to measure the maximum aerobic power (Max. VO₂) and another that aimed to measure the capacity of repeated *sprints* (CSR). **Results:** There was no significant correlation (r=-0.45) between the PMA variables (Max. VO₂) and the fatigue index (CSR), thus showing that one ability does not influence the development of the other.

Keywords: Capacity, Repeated *Sprints*, Max. VO₂, Football.

INTRODUCTION

Currently, several factors influence the performance of a soccer player, despite being a sport in which there is a very large technical-tactical and psychological component, in recent years special attention has been paid to the physical improvement of athletes (SILVA, 2011; BARROS E GUERRA, 2004). This fact is due to the search for better execution from the anatomical, physiological and biomechanical point of view of the characteristic movements performed by players within a match (SILVA et al., 2011).

Recent studies have highlighted the importance of aerobic power (Max. VO₂)

and the capacity of repeated *sprints* (CSR) as two components, one conditioning, which creates or restricts conditioning, and another determinant, for the soccer player's physical fitness (SILVA, 2011 ; IMPELLIZERRI et al., 2005). Arruda and Hespanhol (2009) also corroborate the importance of *sprints* within modern soccer, since according to them, after checking several studies from different countries with the most varied levels of soccer players, the greater the number of high-intensity actions the higher the quality of the game, since elite soccer players perform a greater number of high-intensity actions (*sprints* and high-speed running) during the match.

The importance of these two abilities and their positive correlation is widely highlighted in the literature, as in a study by Barros and Guerra (2004), in which they put as an objective of an aerobic training program to increase the speed of recovery after high efforts intensity, like *sprints*.

Helgerud et al. (2001) studied Norwegian elite under 20 athletes who demonstrated significant improvements in their performance by evaluating the number of *sprints* performed and the number of involvement in ball plays after eight weeks of performing an aerobic training program.

If, on the one hand, several authors (HELGERUD et al. 2001; BARROS E GUERRA 2004) have been successful in finding a positive correlation between aerobic power and the capacity for repeated *sprints*, other authors have not had the same success in their attempts, as for example, Silva et al. (2011) that in a study with twenty-nine players under 20 from two elite teams found no significant correlation between the Max. VO₂ and the capacity of repeated *sprints* (CSR) in field and laboratory tests, they state that this fact may also have occurred due to the protocol model used. Aziz et al. (2000) in

a study carried out with hockey and soccer players to determine the Max. VO₂. in a continuous protocol and correlate with the CSR also did not find a significant correlation between these two variables.

Thus, a greater aerobic power directly influences the better recovery from high intensity efforts (CSR), as for example, Barros and Guerra (2004) state that, due to the intermittent characteristic, soccer uses oxygen for the resynthesis of ATP (Adenosine Triphosphate) used in high-intensity actions, there seems to be no consensus when practical tests are applied (SILVA, 2011; BARROS E GUERRA, 2004). This fact can be a clear evidence that the level of significance of the correlation varies according to the location of the research and the physiological profile of its players. However, the present study supports the hypothesis that the greater the aerobic power, the greater the repeated *sprint* capacity, thus meeting what the specific literature on exercise physiology suggests.

Therefore, the aim of this study is to verify the relationship between the ability to maintain speed in high-intensity actions (Capacity of Repeated *Sprints* or CSR) and aerobic power in soccer players.

MATERIAL AND METHODS

The test used to verify the CSR was *shuttle run* that was verified by several authors (DI SALVO et al., 2007 RAMPININI et al., 2007; BRADLEY et al., 2009; BUCHHEIT et al., 2010; SILVA, 2011). It consists of six sprints of 30 meters in the 15-metre shuttle format, the complete route being considered when the subject passes one foot of the demarcation line; orienting the evaluated to leave at the evaluator's command and follow the route at the highest possible speed.

Six *sprints* will be performed with 20 seconds of recovery break between them. Three parameters are calculated from the

times obtained in this test; they are the time of the best *sprint*, the average time of the *sprints* executed, and the fatigue index, calculated from the following formula: $100 - (\text{total time of } \textit{sprints} / \text{ideal time of sum of } \textit{sprints} * 100)$. Where the ideal time is calculated through (six x best *sprint* time) (BUCHHEIT, 2010). To check the time of each *sprint*, photocells were used (Multisprint Full – Hidrofit®).

To verify the aerobic power, the following test was used: *Yoyo Intermitent Endurance Test*, according to Bergamo et al. (2008) such test is extremely applicable to team sports athletes, given that its performance takes place on the field in similar conditions and with materials used by athletes in the game, in addition to being a very bibliographically highly regarded test that is easy to apply.

The test consists of two marks that must be placed 20m apart from each other and a third marker is placed 2.5m before the starting line of the test (trotting zone). The test can be applied to groups of up to 10 people, 2m apart from each other. The individual starts the run as soon as the first beep sounds, adjusting the pace to reach the 20m mark at the time of the next signal, returning to the start line at the same pace (coinciding with the next signal). When it passes through the line, completing 40m (round trip), it slows down and starts to trot within 2.5m, for a period of 5 seconds, waiting for the next beep to start a new race. The runs are repeated until the individual is able to maintain the rhythm determined by the sound signals. When you don't reach one of the lines in the proposed time for the first time, you must have a chance to recover the rhythm, but if you don't reach the target again, you must stop the test. The test has two levels. Level 1 starts at a speed of 8km/h, which corresponds to (18 seconds for 2x20m) and level 2 starts at 11.5km/h (12.5 seconds for 2x20m), with the speed being increased at certain intervals. The subject's objective

is to cover the greatest distance possible, and when interrupting the test, the number corresponding to the last interval (2x20m) completed must be noted.

To verify the normality of the evaluated group, the normality test will be used *Shapiro-Willks*. To verify the relationship between CSR and aerobic power, the correlation of *Pearson*.

RESULTS AND DISCUSSION

The results of the repeated *sprints* ability tests (CSR) of the *Yo-Yo Intermitent Endurance Test* and also the correlation of the fatigue index obtained through the CSR test and the Max. VO_2 . found through the *Yo-Yo Test*. The result presented of the correlation between these two variables will be related to other studies that evaluated such abilities, thus supporting or not the results obtained by the present study.

Table 1 presents the results of the sprint CSR test along with the calculated variables. Through it it can be noted that of the 14 athletes, 11 of them achieved the best *sprint* in the second (5) or third (6) shot, it is observed that the best sprint among all the best results was 5.41, while the the worst time was 5.96, finally the average of the best *sprint* in the group was $5,7 \pm 0,2$. Relating the ideal time (TI) with the total time (TT) it is noted that the average ideal time for the group is 34.4, while the average total time is 35.5, this shows that the group was 1,1 seconds above the ideal *sprint* execution time. As for the fatigue index, it was observed that the lowest value achieved in the test was 0.85%, while the highest ones were 4.24%, but when we relate the fatigue index with the best time and the total time, it appears that while the total time and the best time of the athlete who obtained a fatigue index of 0.85% were respectively 35.70 and 5.90 seconds, the athlete who had a fatigue index of 4,24% he had the times of

35.15 and 5.64 seconds, so despite a lower fatigue index his *sprint* ability is also less. The average fatigue index was $3,1 \pm 1\%$, such mean obtained is close to the values of Rampinini et al. (2007) who found in a study, with 18 professional players who disputed the *UEFA Champions League* at the time, a fatigue index of $3,3 \pm 1,6\%$, and is below the values verified by Silva et al. (2011) in a group of 29 soccer players from the Brazilian elite where he verified values of $4,0 \pm 1,9\%$ for the fatigue index, this fact demonstrates that the analyzed group in general is in a good level of *sprint* capacity.

The average of the lowest fatigue index was presented by attackers with $2,2 \pm 1,3\%$ (**figure 1**), the same was verified in his study by Ekblom (2000) that they are the attackers who perform the most sprints, also corroborating the findings of Di Salvo et al. (2007) and Barros et al. (2007) that in their studies, the first with European soccer players and the second with Brazilian soccer players both also verified that attackers are the ones who perform the most *sprints*, so the finding of this study supports the others since the attackers are the ones who perform the most *sprints* during a departure nothing more normal than the same being what has such a better developed capacity.

We can see from table 2 that the average distance covered during the test was $765,71 \pm 299,68$ meters, at an average speed of $13,46 \pm 0,54$ km/h. It is also noted that the values of Max. VO_2 . average of the group were of $55,7 \pm 4,1$ (ml.kg.min), such values are within the average of those found by Ekblom (2000), who found values between 55 and 70 (ml.kg.min) in Spanish elite players, and is also close to those found by Silva et al. (2000) and Kelly & Drust (2008) who found values between 55.8 and 65.2 (ml/kg/min) and 46.8 and 53.2 (ml/kg/) in elite Brazilian and UK players min) respectively, such values are also within the parameter Max. VO_2 . established

Atleta	1° Sprint (s)	2° Sprint (s)	3° Sprint (s)	4° Sprint (s)	5° Sprint (s)	6° Sprint (s)	MS (s)	TI (s)	TT (s)	IF (%)
1	6,10	6,01	5,96	6,26	6,21	6,26	5,96	35,76	36,80	2,91
2	6,06	5,71	5,80	6,03	6,00	6,05	5,71	34,26	35,65	4,06
3	5,92	5,71	5,71	5,83	5,84	5,72	5,71	34,26	34,73	1,37
4	5,97	5,41	5,42	5,81	5,72	5,72	5,41	32,46	34,05	4,90
5	5,90	5,95	5,61	5,62	5,74	5,75	5,61	33,66	34,57	2,70
6	5,90	5,92	5,91	6,04	5,90	6,03	5,90	35,4	35,70	0,85
7	6,03	5,91	5,80	6,12	5,75	6,00	5,80	34,8	35,61	2,33
8	5,78	5,59	5,61	5,90	6,06	5,57	5,57	33,42	34,51	3,26
9	5,89	6,21	5,86	6,10	6,01	6,20	5,86	35,16	36,27	3,16
10	6,01	6,06	5,80	6,04	6,00	6,07	5,80	34,80	35,98	3,39
11	5,97	5,97	6,20	6,33	6,01	5,9	5,90	35,40	36,38	2,77
12	5,93	5,81	5,62	5,82	5,90	6,07	5,62	33,72	35,15	4,24
13	5,92	5,70	5,61	5,95	6,31	6,16	5,70	34,20	35,65	4,24
14	6,11	5,83	6,01	6,21	5,83	6,25	5,83	34,98	36,24	3,60
Average ± DV							5,7±0,2	34,4±0,9	35,5±0,8	3,1±1

Table 1. CSR test results of each *sprint*, best *sprint* (MS), ideal time (TI), total time (TT) and fatigue index (IF).

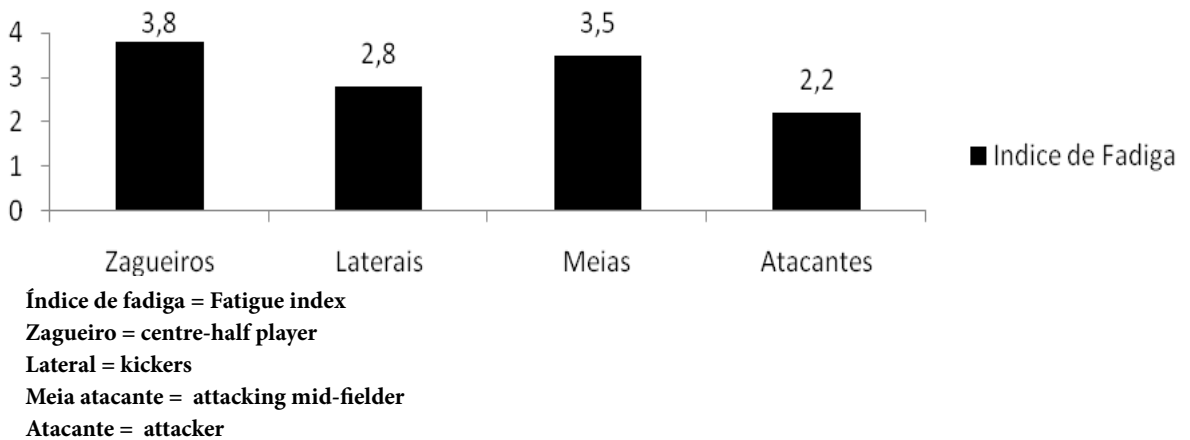
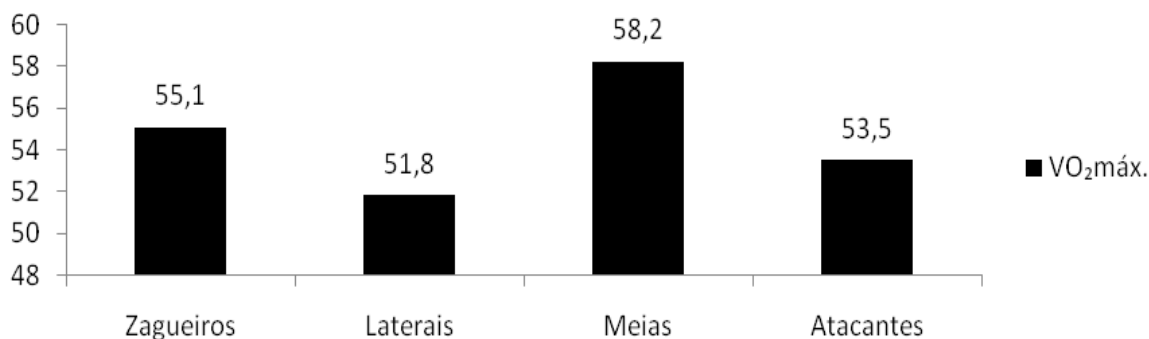


Figure 1 – Fatigue index graph according to position

Athlete	Speed level (km/h)	Stage	Travelled distance (m)	Max. VO ₂ (ml.kg.min.)
1	13	6	480	51,8
2	13,5	4	720	55,1
3	13,5	8	880	57,3
4	13,5	8	880	57,3
5	13,5	5	760	55,6
6	13	8	560	52,9
7	13	8	560	52,9
8	14	5	1080	60,0
9	13	4	400	50,7
10	13	8	560	52,9
11	13	6	480	51,8
12	14,5	3	1320	63,3
13	14,5	3	1320	63,3
14	13,5	4	720	55,1
Average ±DV	13,46±0,54		765,71±299,68	55,7±4,1

Table 2. Results of the Yo-Yo Intermittent Endurance Test, speed level (km/h), stage, distance covered (mts), max. VO₂.(ml.kg.min).



Zagueiro = centre-half player

Lateral = kicker

Meia atacante = attacking mid-fielder

Atacante = attacker

Figure 2 – Graph with VO₂max. according to the position.

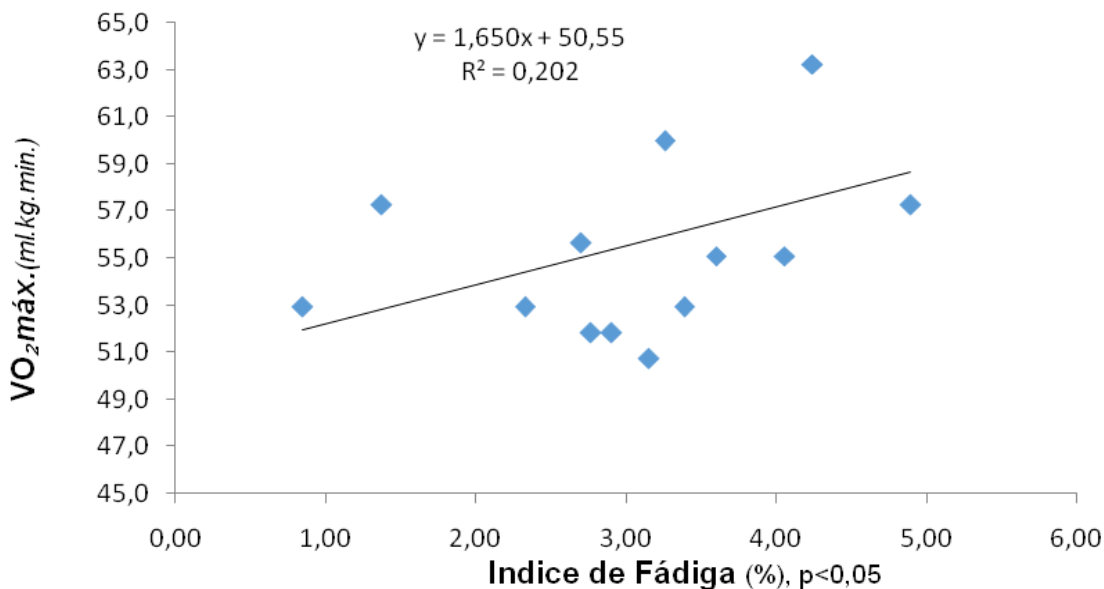
in the literature review of the present study, which considered the Max. VO_2 . for a player values between 50.0 and 70.0 ml/kg/min.

The highest VO_2 max. average presented in the Yo-Yo test was the midfielders with $58,2 \pm 4,7$ ml.kg.min. (Figure 2), such results differ from the results found by Silva et al. (2011) and Balikian et. al. (2002) who in their studies found the greatest Max. VO_2 in kickers, but it goes against what was verified by Ekblom (2000) who in his study found that players in this position also have a Max. VO_2 which is bigger than players in other positions. However, this fact can justify what Rampinini et al. (2007) verified that midfielders are the most active players and with greater involvement with the ball, and the findings by Silva et al. (2011), who in their study found that soccer players in this position cover the longest distance during a match (average of 12 km), and this distance is according to the same significantly greater ($p > 0.05$) the distance covered by the attackers.

The figure 3 presents the linear regression correlating the variables: Max. VO_2 and fatigue index obtained through the formula

$100 - (\text{total time of sprints/ideal time of sum of sprints} * 100)$, and the values used in the formula are obtained through the ability test repeated sprints.

It can be observed that in figure 3 through linear regression by the dispersion of points in the graph that there is no significant correlation ($p < 0.05$) between the PMA variables (Max. VO_2 .) and the fatigue index (CSR), in line with what was verified by Krustup et al. (2003) who found in their study a non-significant correlation between the Yo-YoIntermittent Recovery Test level 2 and the CSR test of 5x30mts with active interval of 25 seconds. The same was not verified by Chaouachi et al. (2010) that in their study with twenty-three Tunisian elite players a moderate correlation ($r = -0.44$) between such variables using the Yo-YoIntermittent Recovery Test level 1 and CSR test of 7x30 mts.e found by Silva et al. (2011) that in his study with twenty-nine athletes from two Brazilian elite teams found a moderate correlation ($r = -0.39$, $p < 0.01$) between the CSR, verified in 7 sprints of 34,5mts, and Max. VO_2 ., verified in the Carminatti Test,



Índice de fadiga = Fatigue index

Figure 3 – Linear regression graph between Max. VO_2 and Fatigue Index

he also suggests in his study that the drop in performance in repeated sprints in tests such as the one used in his study is influenced by aerobic fitness. The fact that studies that associate these same variables find different correlation significance may be linked to the protocol model used (CHAOUACHI et al., 2010; SILVA et al., 2011).

CONCLUSIONS

It can be observed that the objective proposed by this work is to analyze the possible correlation between the ability to repeated *sprints* through the fatigue index, and the maximum aerobic power predicted by the Max. VO₂. was achieved, given that after data collection, description and statistical treatment, an average fatigue index value was found within the expected parameters for soccer players, as well as the values of Max.

VO₂. When we analyzed the linear regression between the Max. VO₂. and the fatigue index, there was a low correlation ($r=-0.45$) between the two variables. The main limitation of this study is the lack of analysis of other capacities such as anaerobic power, which, together with aerobic power, could characterize a greater correlation. Finally, the main contribution of this study is what it brings to the training session, showing that to physical trainers the specificity of the metabolic pathway that provides input for one or more *sprints*, therefore, for the athlete to be able to perform high-intensity actions, then it is necessary to work on the determining capacity for that action and not a conditioning capacity for the game, such as aerobic power.

REFERENCES

- ALMEIDA, A. G. de; PEREIRA, G.; CAMPEIZ, J. M.; MARIA, T. S. Avaliação da capacidade anaeróbia de jogadores de futebol através de teste máximo de corrida de Vai-e-Vem. *Revista Brasileira Cineantropometria Desempenho Humano*. 2009; 11(1): 88-93.
- ARRUDA, M.; HESPANHOL, J. E. *Treinamento de Força em Futebolistas*. São Paulo: Phorte, 2009.
- ARRUDA, M.; MARIA, T. S.; CAMPEIZ, J. M.; COSSIO-BOLANÕS, M. A. *Futebol: ciências aplicadas ao jogo e ao treinamento*. São Paulo: Phorte, 2013.
- AZIZ, A.R.; CHIA, M.; TEH, K.C. The relationship between maximal oxygen uptake and repeated sprint performance indices in field-hockey and soccer players. *Journal Sports Medicine Physiology Fitness*. 2000; 40:195-200.
- AZIZ, A.R.; MUKHERJEE, S.; CHIA, M.; TEH, K.C. Validity of the running repeated sprint ability test among playing positions and level of competitiveness in trained soccer players. *Journal Sports and Medicine*. 2008.
- BANGSBO, J. The physiology of soccer: with special reference to intense intermittent exercise. *Acta Physiologica Scandinavica*. 1994; 151(619): 1-155.
- BARROS, T. L. de; GUERRA, I. *Ciência do Futebol*. Barueri: Manole, 2004.
- BISHOP, D.; SPENCER, M.; DUFFIELD, R.; LAWRENCE, S. The validity of a repeated sprint ability test. *Journal of Science and Medicine in Sport*. 2001; 4 (1): 19-29.
- BONIN, F. da S.; SCHÜTZ, G. R. Utilização do GPS no futebol. Artigos de periódico (graduação) - Universidade do Estado de Santa Catarina, Curso de Educação Física, Florianópolis, 2011. Disponível em: <<http://www.pergamumweb.udesc.br/dadosbu/000000/000000000014/000014BD.pdf>>. Acesso em: 31 mar. 2020.

- BUCHHEIT, M.; MENDEZ-VILLANUEVA, A.; DELHOMEL, G.; BRUGHELLI, M.; AHMAIDI, S. Improving repeated sprint ability in young elite soccer players: repeated shuttle sprints vs. explosive strength training. *Journal of Strength and Conditioning Research*. Champaign, v.24, n.10, p.2715-2722, 2010.
- CASTELO, J. Futebol modelo técnico – tático do jogo: identificação e caracterização das grandes tendências evolutivas das equipas de rendimento superior. *Lisboa: Faculdade de Motricidade Humana*, v.1. 1994. 379 p.
- DECHECHI, C.J.; MACHADO, R.C. Análise dos efeitos de uma periodização de treinamento físico sobre a velocidade e resistência de um sprint em uma equipe de futsal masculino adulto. *Revista Hórus – Volume 4, número 2 – Out/Dez*, 2010.
- DI SALVO, V.; BARON, R.; CARDINALE, M. Time motion analysis of elite soccer players in European cup competitions. *Journal Sports Science Medicine*. 2007; 10:14-15.
- DIANZENZA, E. S.; RUSIN, M.; STUPNICKI, R. Resistência anaeróbica de jogadores de futebol. *Fitness and Performance Journal*. 2009 mai-jun;8(3):199-203.
- DUPONT, G.; MOALLA, W.; GUINHOYA, C. Passive versus active recovery during high-intensity intermittent exercises. *Medicine Science Sports Exercise* 2004; 36 (2): 302-8.
- EKBLOM, B. *Manual de Las Ciencias Del Entrenamiento: Fútbol*. Barcelona: Paidotribo. 2000.
- FOX, R.L.; BOWES, W.B.; FOSS, L.M. Base Fisiológica da Educação Física e dos Desportos. 4ª ed. Rio de Janeiro, 1991.
- GARGANTA, J.; MAIA, J.; MARQUES, A. Acerca da investigação dos fatores do rendimento em futebol. *Revista Paulista de Educação Física*. 1996: 10(2), 146-158.
- GARRETT JR, W.E.; KIRKENDALL, D.T. *A ciência do exercício e dos esportes*. Porto Alegre: Artmed, 2003.
- GIL, A.C. *Como Elaborar Projetos de Pesquisa*. São Paulo: Atlas, 4ª edição, 2003.
- GLAISTER, M.; STONE, M.H.; STEWART, A.M. HUGHES, M.; MOIR, G.L. The reliability and validity of fatigue measures during short-duration maximal-intensity intermittent cycling. *Journal of Strength and Conditioning Research*, 2004, 18 (3), 459-462.
- HASELER, L.J.; HOGAN, M.C.; RICHARDSON, R.S. *Skeletal muscle phosphocreatine recovery in exercise-trained humans is dependent on O2 availability*. *J Appl. Physiol*. 1999; 86 (6): 2013-8.
- HELGERUD, J.; ENGEN, L. C.; WISLØFF, U.; HOFF, J. Aerobic endurance training improves soccer performance. *Medicine Science Sports Exercise*. 2001; 33 (11): 1925-1931.
- HOFF, J. Training and testing physical capacities for elite soccer players. *Journal of Sports Sciences*. 2005; 23(6): 573 –582.
- IMPELLIZZERI, F.M.; RAMPININI, E.; MARCORA, S.M. Physiological assessment of aerobic training in soccer. *Journal of Sports Sciences*. 2005; 23(6):583 – 592.
- KELLY, D.M.; DRUST, B. The effect of pitch dimensions on heart rate responses and technical demands of small-sided soccer games in elite players. *Journal of Science and Medicine in Sport*; 2008.
- KISS, M. A. P. D. M. *Esporte e Exercício: Avaliação e Prescrição*. São Paulo: Roca, 2003.
- LAKATOS, E.V.; MARCONI, M. de A. *Metodologia Científica*. São Paulo: Atlas. 2ª edição: 1992.
- ÖZGÜNEN, K.T.; KURDAK, S.S.; MAUGHAN, R.J.; ZEREN, C.; KORKMAZ, S.; YAZICI, Z.; ERSÖZ, G.; SHIRREFFS, S.M.; BINNET, M.S.; DVORAK, J. Effect of hot environmental conditions on physical activity patterns and temperature response of soccer players. *Scandinavian Journal of Medicine & Science in Sports*, 2010.
- PAROLIN, M.L.; CHESLEY, A.; MATSOS, M.P.; SPRIET, L.L.; JONES, N.L.; HEIGENHAUSER, G.J. Regulation of skeletal muscle glycogen phosphorylase and PDH during maximal intermittent exercise. *American Journal of Physiology*, Bethesda, v.277, n.5 Pt 1, p.E890-900, 1999.

POWERS, S. K.; HOWLEY, E. T. *Fisiologia do Exercício: Teoria e Aplicação ao Condicionamento e ao Desempenho*. Barueri: Manole. 5ª Edição: 2006.

RANDERS, M.B.; MUJIK, I.; HEWITT, A.; SANTISTEBAN, J.; BISCHOFF, R.; SOLANO, R.; ZUBILLAGA, A.; PELTOLA, E.; KRUSTRUP, P.; MOHR, M. 32 Application of four different soccer match analysis systems: A comparative study. *Journal of Sports Sciences*, 2010.

RAMPININI, E.; IMPELLIZZERI, F. M.; CASTAGNA, C.; ABT, G.; CHAMARI, K.; SASSI, A.; MARCOR, S. M. Factors influencing physiological responses to small-sided soccer games. *Journal of Sports Sciences*. 2007; 25 (6): 659- 666.

RAMPININI, E.; BISHOP, D.; MARCOR, S. M. Validity of simple field tests as indicators of match-related physical performance in top-level professional soccer players. *Journal of Sports Sciences*. 2007; 28(3):228-35.

ROCHA, L. G. S. A. Capacidade aeróbia, velocidade e resistência de sprint no futebol. 2001. 38f. Monografia de Conclusão de Curso (Graduação em Educação Física). *Universidade Estadual de Campinas*, Campinas, 2001.

SILVA, J. F. da. Relação entre aptidão aeróbia e capacidade de sprints repetidos no futebol: efeito do protocolo. *Revista Brasileira de Cineantropometria e Desempenho Humano*. 2011, 13(2): 111-116.

SILVA, P.R.S.; INARRA, L.A.; VIDAL, J.R.R.; OBERG, A.A.R.B.; FONSECA, JR., A.; ROXO, C.D.M.N.; MACHADO, G.S.; TEIXEIRA, A.A.A. Níveis de lactato sanguíneo, em futebolistas profissionais, verificados após o primeiro e o segundo tempos em partidas de futebol. *Revista Acta Fisiátrica*, 7(2): 68-74. 2000.

SILVA, P.R.S.; ROMANO, A.; TEIXEIRA, A.A.A.; VISCONTI, A.M.; ROXO, C.D.M.N.; MACHADO, G.S.; VIDAL, J.R.R.; INARRA, L.A. A importância do limiar anaeróbio e do consumo máximo de oxigênio (VO₂ máx.) em jogadores de futebol. *Revista Brasileira de Medicina do Esporte*. Vol. 5, Nº 6 – Nov/Dez, 1999.

WILMORE, J. H.; COSTILL, D. L. *Fisiologia do Esporte e do Exercício*. Barueri: Manole. 2ª Edição: 2001.

WISLØFF, U.; HELGERUD, J.; HØFF, J. Strength and endurance of elite soccer players. *Medicine and Science Sports Exercise*. 1998; 30:462-7.