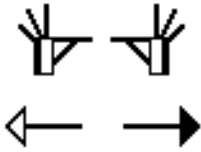


COMPRIMENTO

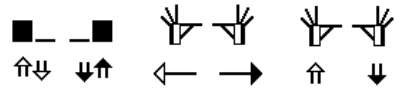


METRO


(m)



TRENA

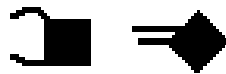


FORÇA



NEWTON

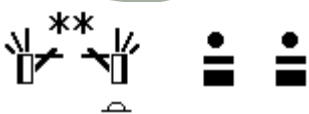
(N)



DINAMÔMETRO

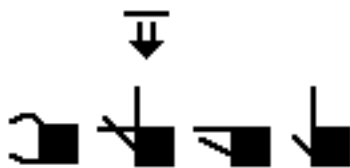


Massa




QUILOGRAMA

(Kg)



BALANÇA



Tempo

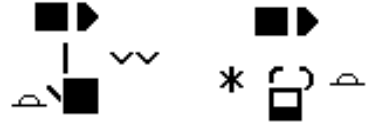


SEGUNDOS

(s)



RELÓGIO



Temperatura



KELVIN

(K)



TERMÔMETRO



**CORRENTE
ELÉTRICA**




AMPÈRE

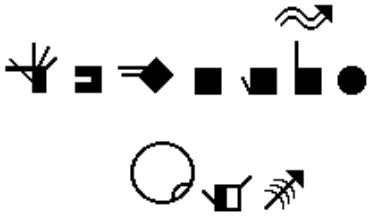

(A)



MULTÍMETRO

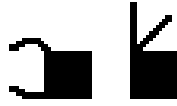


Tensão Elétrica




VOLTS

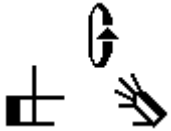
(V)



MULTÍMETRO

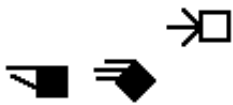


VOLUME



METROS CÚBICOS

(m³)



PROVETA

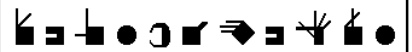
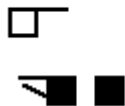


Velocidade



METROS POR SEGUNDOS

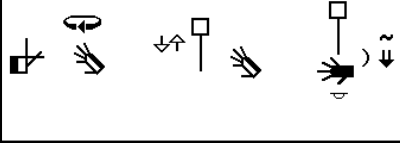
(m/s)



VELOCÍMETRO



Pressão



PASCAL (Pa)



Barômetro

